

# PAPER-LESS

MANUFACTURING EXCELLENCE THROUGH SOFTWARE

# PAPER-LESS MES/MV2

## 5.4.7 RELEASE INFORMATION

Paper-Less MES/MV2 .....	2
5.4.7 Release Information .....	2
Purpose .....	3
New Features & Enhancements .....	3
Defects/Repairs/Bug Fixes .....	7

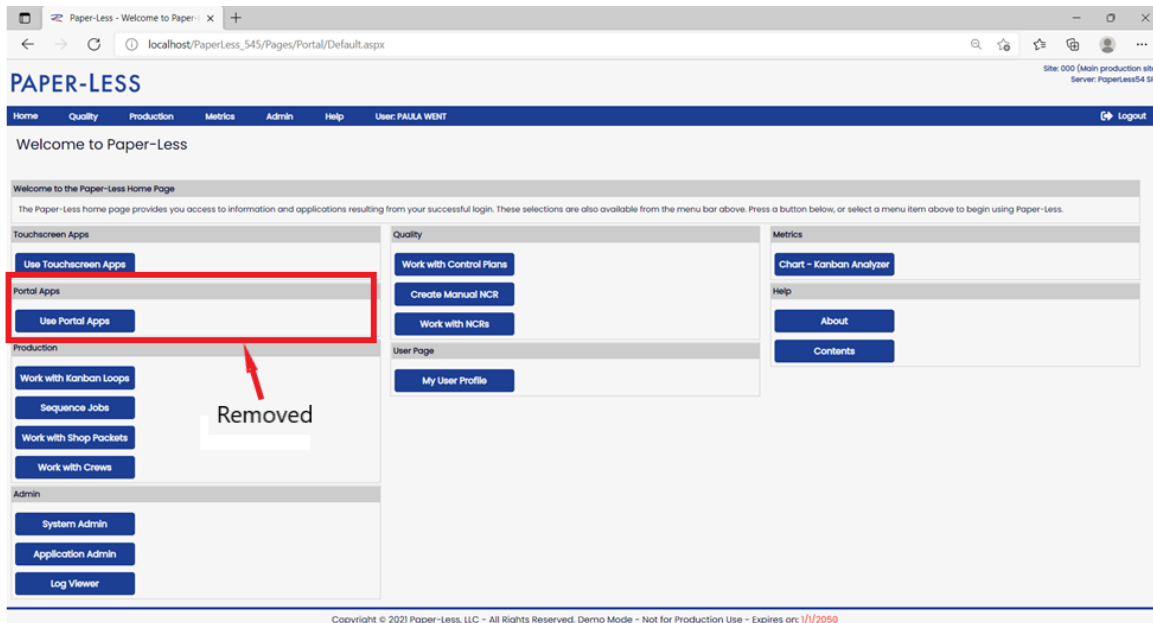
# PURPOSE

The purpose of this document is to outline the major enhancements and change requests made to the latest Paper-Less release. Prior to performing any upgrades, please review the Paper-Less Hardware and Software Requirements documentation to ensure your system meets the latest recommended requirements. If you have any questions, please contact the Paper-Less Help Desk at: [help.desk@paperlessllc.com](mailto:help.desk@paperlessllc.com) or 888-473-0800.

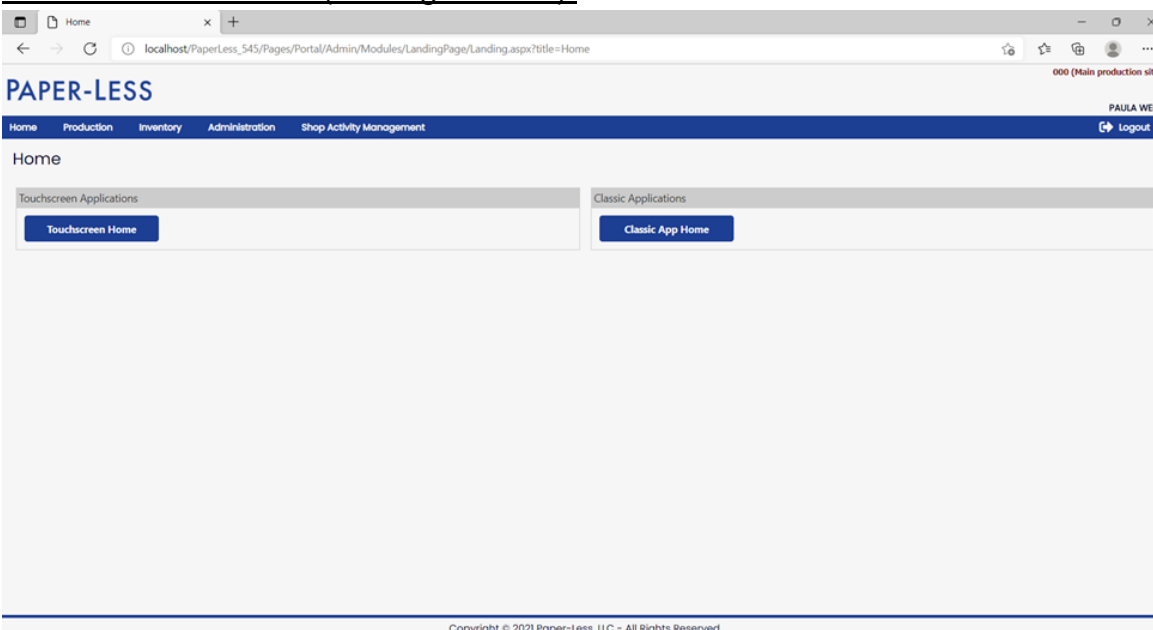
# NEW FEATURES & ENHANCEMENTS

- Unified Portal Experience top level menu: This new combined menu configuration provides users the ability to go anywhere from any screen.

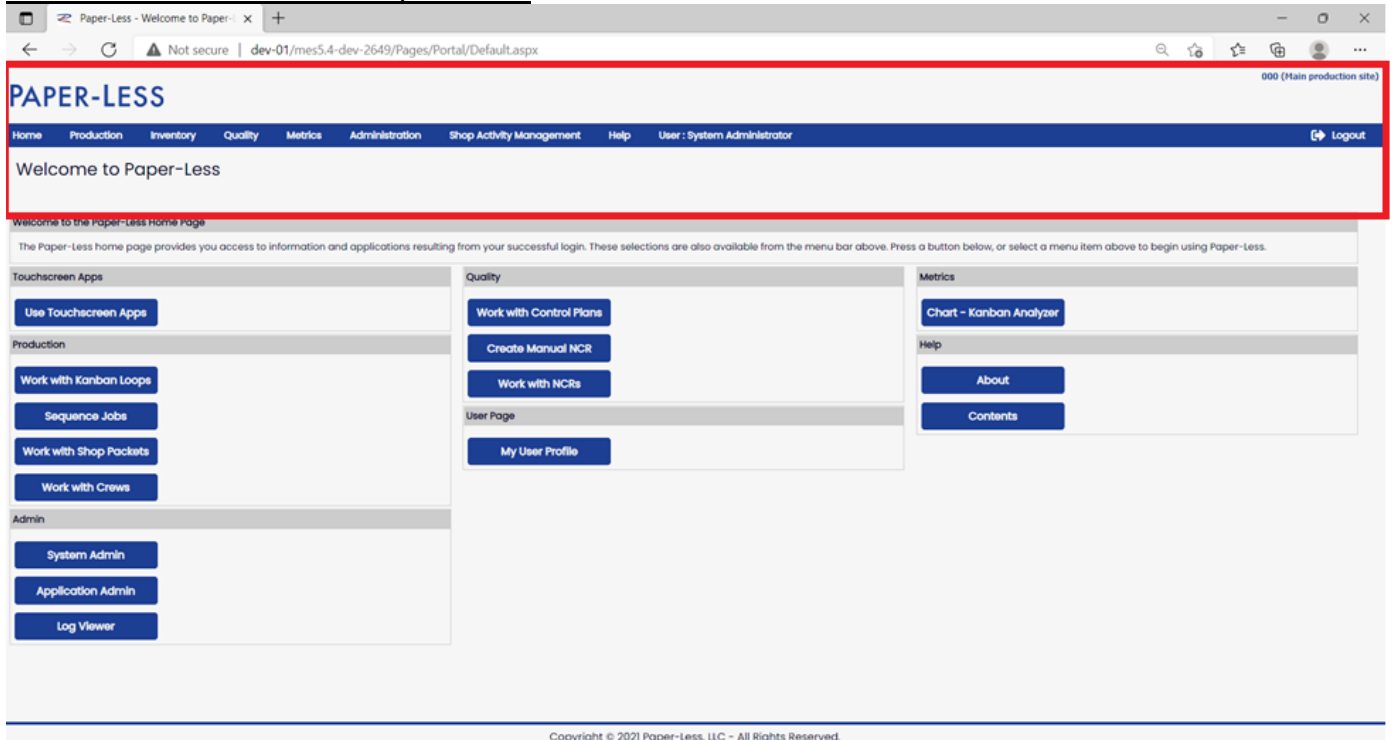
## Previous Classic Home:



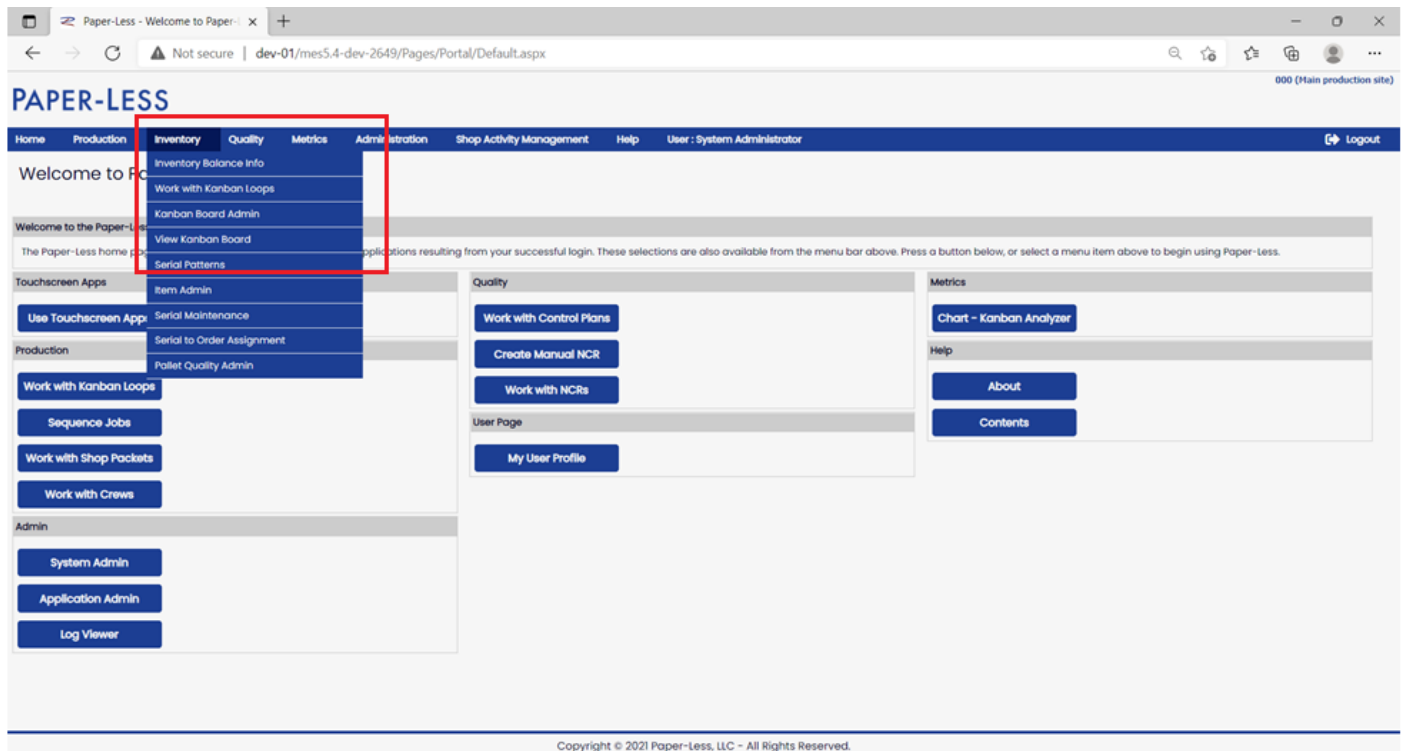
## Previous Portal Home (no longer exists):



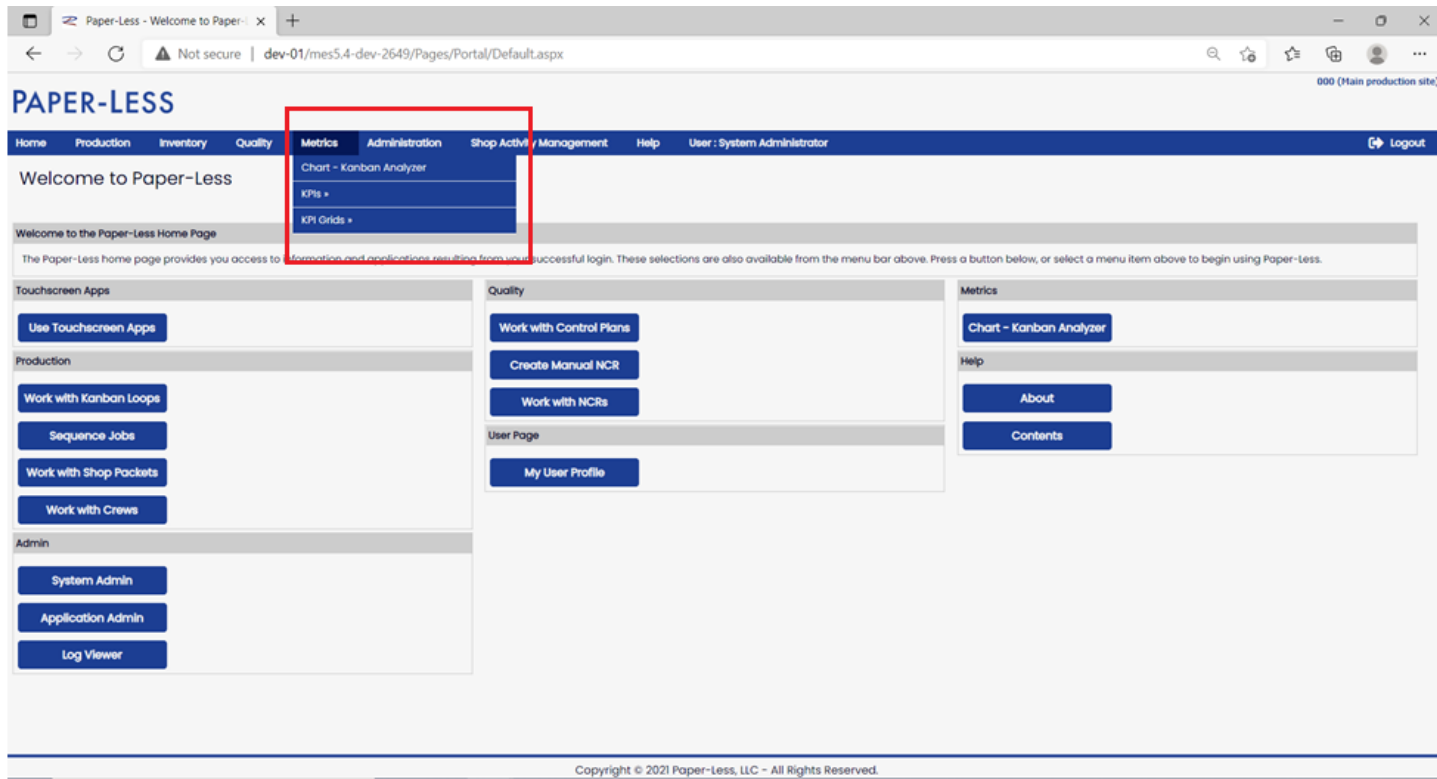
## Combined/Unified Portal Experience:



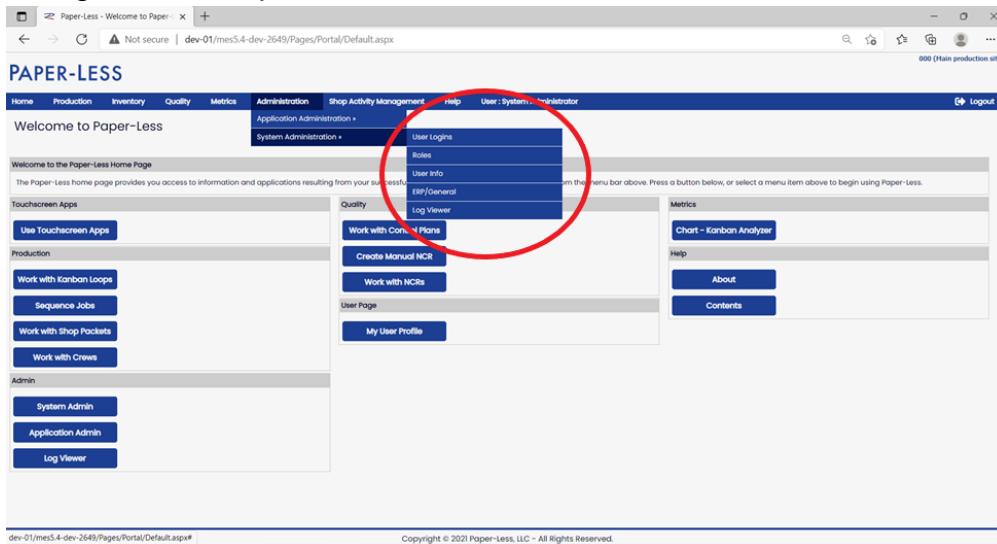
- Moved “Work With Kanban Loops” from the Production menu to the Inventory menu to be consistent with the other Kanban menu items.



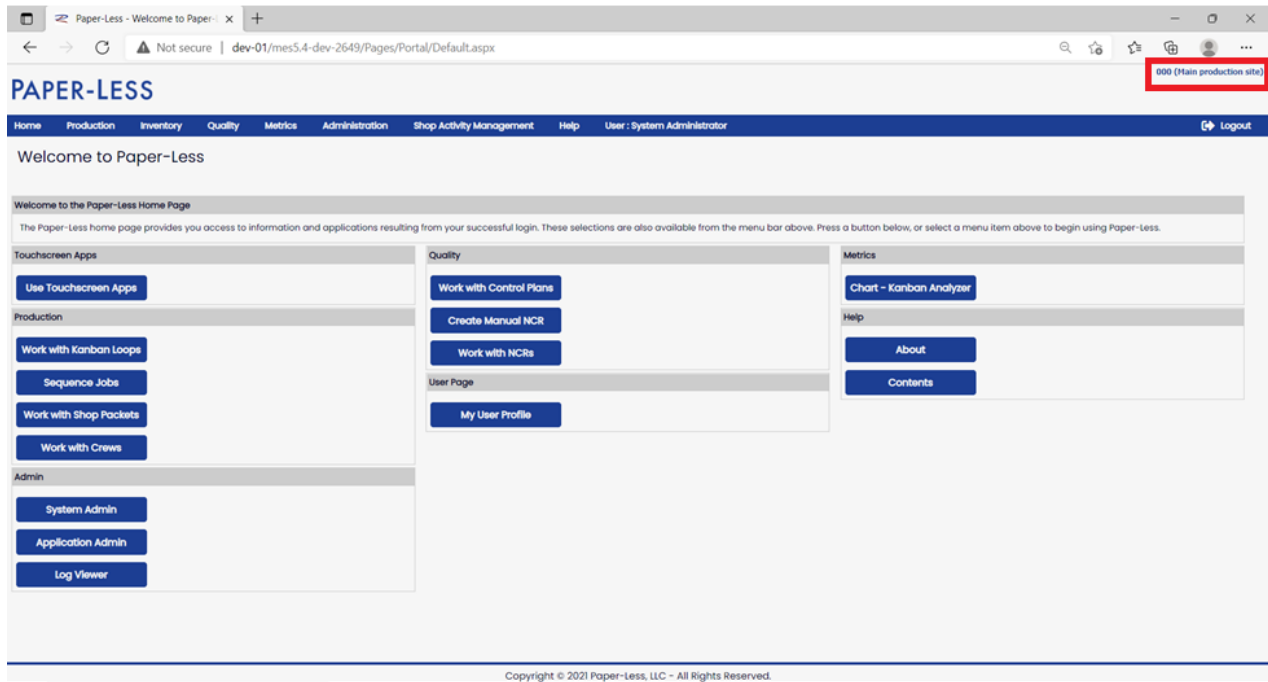
- Moved “KPI’s” and “KPI Grid’s” from the Production menu to the Metrics menu.



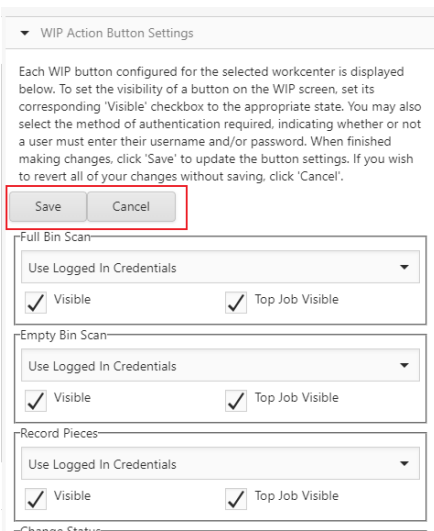
- Re-ordered the System Admin menu items to the order in which users would perform configuration setup.



- Updated the new Home page to allow the site list to be selected, allowing the user to change site.

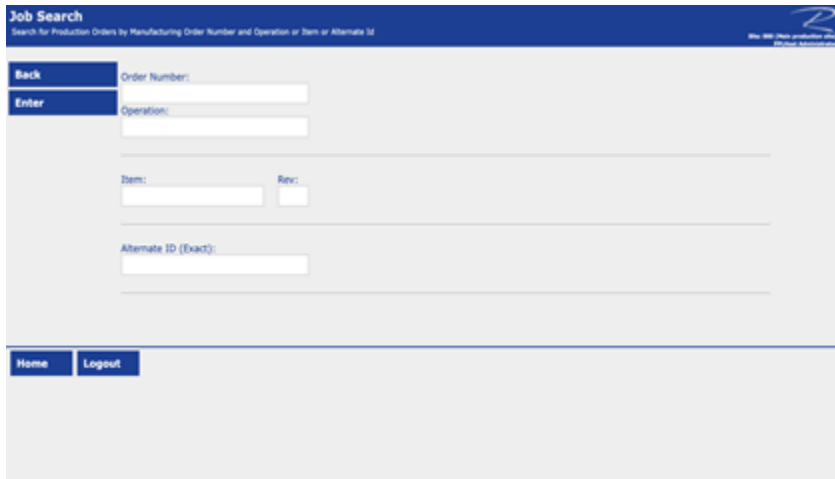


- Made performance improvements to BulkLoad Stored Procedure for BulkInventoryBalance, for processing during sync between XA and MES.
- Added Save and Cancel buttons at the top of the WIP Action Button Settings in Workcenter Admin.

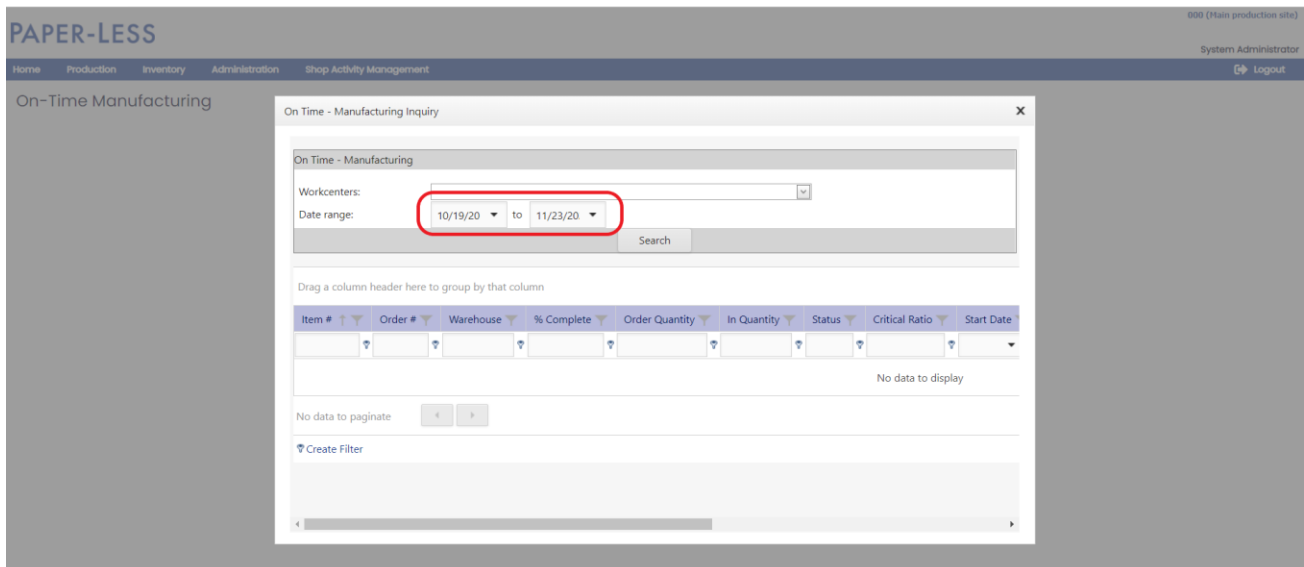


# DEFECTS/REPAIRS/BUG FIXES

- Updated Stored Procedure for cleaning up records in the database to prevent a full transaction log.
- Updated the default Job Search field names for brand new databases to match those for an upgraded database.



- Fixed an issue where Logout intermittently did not work.
- Fixed an issue where managing employees on a crew gave an unhandled exception data error.
- Fixed an issue where upgrading from v5.3 to v5.4 gave a duplicate key error if the user had a Control Plan Characteristic Group with the name None.
- Fixed an issue where upgrading from v5.4.0 to v5.4.6 did not properly handle MOCI records, resulting in a failed sync.
- Fixed an issue where editing Kanban Boards intermittently caused a "Parameter name: index" error, which could result in having to reconfigure the Kanban Board.
- Fixed an issue where doing an upgrade from v5.4.4 installed incorrect scripts that would cause the sync to fail.
- Fixed an issue where the display of the full date was cut-off in the date range selectors for KPIs and KPI Grids.



- Fixed an issue where the Job Search button was available on the "Select an Activity to Perform" page, even if the Production Application was turned off, which could allow a user to get to WIP through a Job Search. Both buttons are now hidden when Production Application is turned off.

## PAPER-LESS

Home Quality Production Metrics Admin Help User: System Administrator

Work with Application Administration

Actions

Settings

- Application Common
- Control Plan
- Inventory
- NCR
- Production
  - Kanban
  - Production Line
  - Shop Packet
  - WIP
- Quality
- Shop Activity Management
- Workforce Management

Content

Edit/View Application Administrative Settings

Production Administration

The Production Application is currently ON. Turn OFF

Record Pieces Settings

Issue Material Settings

Schedule Settings

Move Label Settings

Production Receipt Label Settings

Select an Activity to Perform

The list below contains the primary activities you may perform.

Site: 000 (Main production site) System Administrator

Work with Attendance  
Clock-In and Clock-Out

Work with Production  
View Work In Process, Scan Kanbans, etc

Work with NCRs  
View, Create and Edit NCRs

Work with Tests  
View and Run Quality Tests

User Transactions

Job Search

Logout

- Fixed an issue where Inventory Balance Info was showing an item in a warehouse, after the Item/Warehouse was deleted in ERP.
- Fixed an issue where the selections in the drop-down list for configuration of credentials on WIP Action Buttons, was being cutoff horizontally.

WIP Action Button Settings

Each WIP button configured for the selected workcenter is displayed below. To set the visibility of a button on the WIP screen, set its corresponding 'visible' checkbox to the appropriate state. You may also select the method of authentication required, indicating whether or not a user must enter their username and/or password. When finished making changes, click 'Save' to update the button settings. If you wish to revert all of your changes without saving, click 'Cancel'.

Full Bin Scan

Use Logged In Cred

Visible  Top Job Visible

Empty Bin Scan

Use Logged In Cred

Visible  Top Job Visible

Record Pieces

Use Logged In Cred

Visible  Top Job Visible